

Year A - The Baptism of the Lord

Luke 3:15-16, 21-22

Baptism Box





Introduction A playful way to understand how the Holy Spirit fell on Jesus at His baptism.


You will need

- Cut outs of the templates on this page and the following page
- Glue/Double-sided tape
- Colouring pencils/pens
- Paddle pop sticks
- Scissors

Instructions

- Cut out the templates and colour them in
- Fold the edges of the box inwards and glue the tabs to seal it into a box leaving the top square (with the gap cut out) open
- glue the picture of Jesus to one end of the paddle stick and the image of the dove to the other, slide the dove end of the stick through to gap in the box so the Jesus end is anchored in the box, then glue it close.
- Once the box is sealed and dry you should be able to slide the paddle stick up and down to show Jesus plunging into the waters of the river Jordan and the dove descending.

 Cut out these pictures
 and colour in



leave till last

