

Year C - The Nativity of the Lord (Christmas Day)

Luke 2:1-14


Christmas Book and
Advent Candle



Christmas Book

Print out the following pages double-sided and hand out to the children. Let them colour in the pages and cut along the dotted line. Follow the instructions to fold the pages into a book.


If this activity isn't something you have time in your context, you can always hand them out and ask them to complete them at home.




Advent Candle Today we add the last candle to the wreath, the white Christmas candle. If you began the wreath craft at the beginning of Advent you can add the last candle to it today.



Then some wise men, who had followed the star, came to see Jesus. They worshipped him and gave him gifts of gold, frankincense and myrrh.




As soon as they heard, they ran to see baby



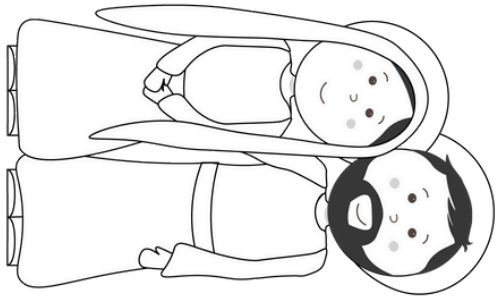
When they saw him they were amazed because they knew that he was God's special son!

"I have good news for you, which will make everyone happy. This very day in King David's hometown a Saviour was born for you. He is Christ the Lord. You will know who he is, because you will find him dressed in baby clothes and lying in a manger."



THE STORY OF JESUS' BIRTH

They were betrothed to be married.



MARY and JOSEPH loved God very much

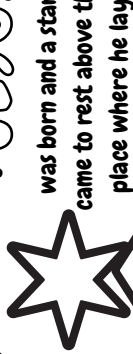
While Mary was still pregnant, they had to travel to Joseph's home village of

Bethlehem to be counted.

While they were there, baby

was born and a star came to rest above the place where he lay.

JOSIEP




At first, Joseph was troubled when he heard the news, but an angel visited him in a dream and told him not to worry because it was true that the

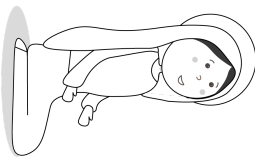
BABY in Mary's womb was God's

special SON

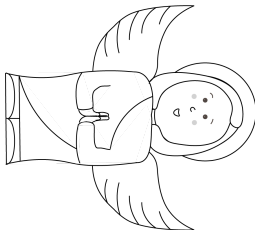
JOSEPH said to God too!



Mary was amazed! She shared the news with Joseph and she went to visit her cousin, Elizabeth who was expecting a baby too!



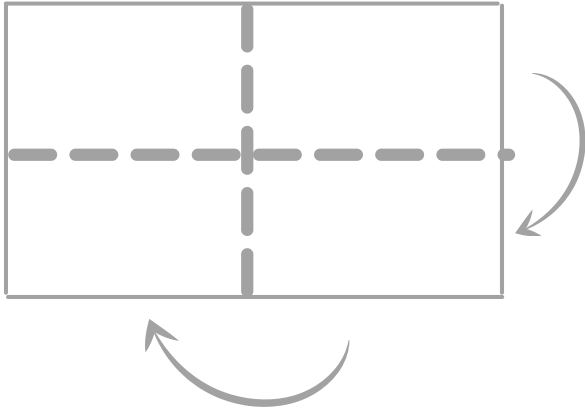
YES to God!



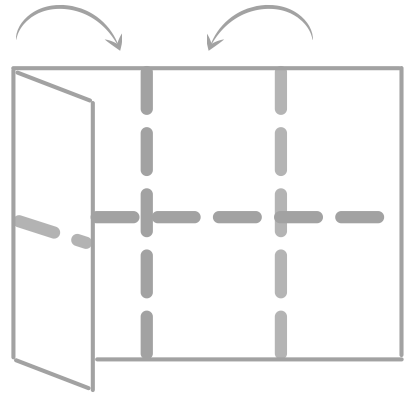
One day the angel Gabriel visited Mary and told her God had chosen her to be the mother of God's son, Jesus! Mary said

How to make your mini book:

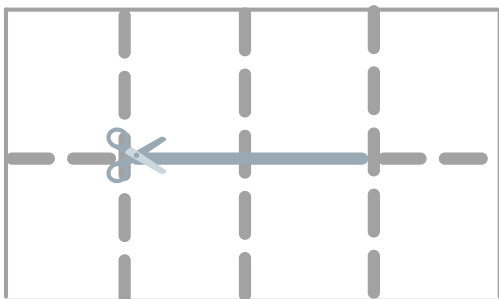
Step 1: Fold your A4 piece of paper into quarters and crease well from both sides of the paper.



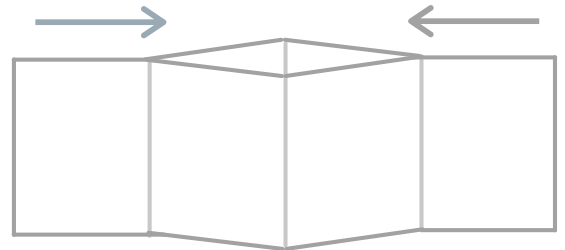
Step 2: Fold sides into the middle and crease well from both sides of the paper.



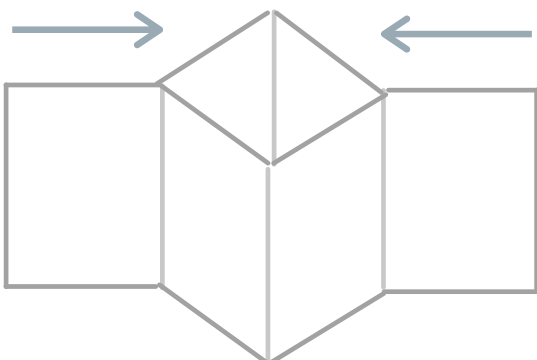
Step 3: cut along the centre fold shown by the bold line.



Step 4: Fold in half then push ends towards each other to open the middle.



Step 5: Continue pushing it together until it forms four pages



Step 6: Colour and write in your pages and fold together to form your story book.

