

# Pentecost Story Little Book



## You will need:

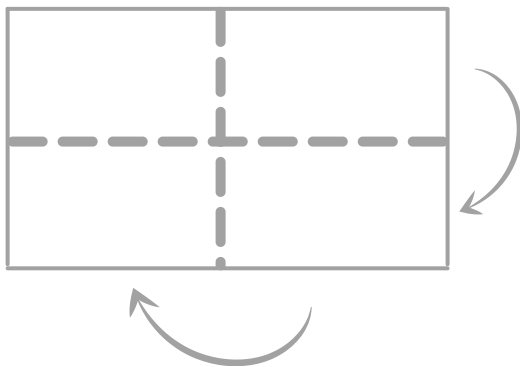
- Coloured pens/pencils
- Scissors

## Instructions:

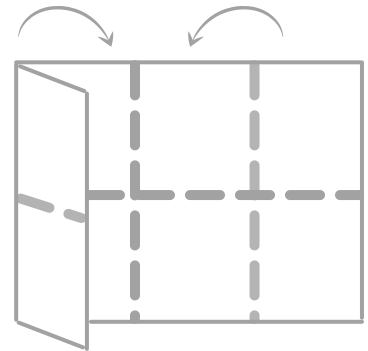
1. Print out the little book template
2. Using the coloured pens/pencils decorate the images on the book.
3. Grab some scissors and follow the instructions below.

## How to make a story book:

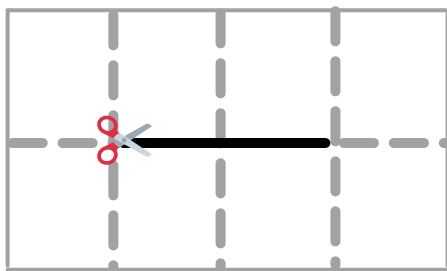
Step 1: Fold your A4 piece of paper into quarters



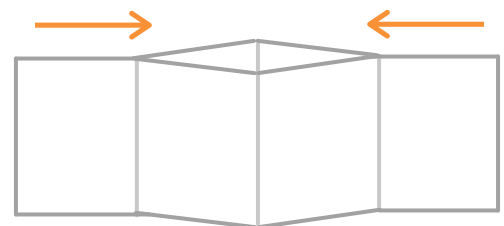
Step 2: Fold sides into the middle



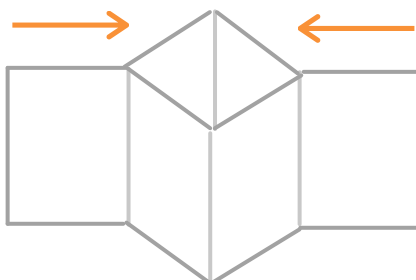
Step 3: cut along the centre fold shown by the bold line.



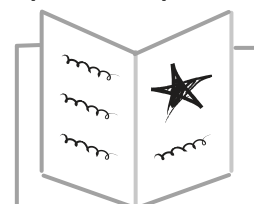
Step 4: Fold in half then push ends towards each other to open the middle.




Step 5: Push together until it forms four pages



Step 6: Colour and write in your pages and fold together to form your story book.




"You are to be a light to all people, so they may be saved"



# CHURCH

And the Holy Spirit is with all of God's people and in His

"You will receive power when the Holy Spirit falls on you."



# HOLY SPIRIT STORY BOOK

"The Spirit of God was hovering, then God said 'Let there be light' "



# CREATION

The Holy Spirit was at

"Samuel poured the oil on David and anointed him, and the Spirit entered him"




# PROPHETS

The Holy Spirit was with the

The Holy Spirit was with

# MARY

the mother of God



"Mary was with child. through the Holy Spirit" Matt 1: 18

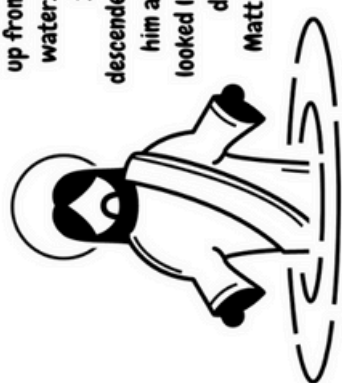
The Holy Spirit descended at the

# BAPTISM

of Jesus

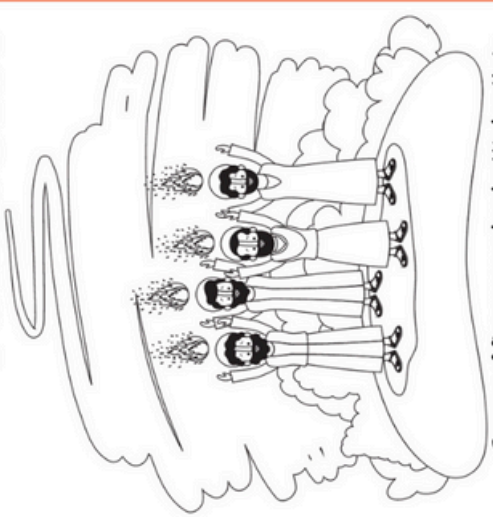


As Jesus came up from the waters the Spirit descended on him and it looked like a dove." Matt 3: 16



The Holy Spirit fell on the disciples at

# PENTECOST




Tongues of fire appeared and settled on their heads and everyone present was filled with the Holy Spirit" Acts 2:3-4

We were filled with the Holy Spirit at

our own

# BAPTISM



Repent and be baptised, in the name of Jesus so you can receive the Holy Spirit. This has been promised to you and to your children.