



Hugs from the Father

A reminder of the embrace the father gave the prodigal son in today's gospel.


You will need:

- Printouts from the following page
- coloured card
- Length of card (an A4 page cut lengthways would work)
- scissors
- glue/tape
- pens/pencils for colouring






Instructions:

1. On a coloured card get the children to draw an outline of their hands and cut out them out.
2. Cut out the shapes from the following page and colour in or make your own versions.
3. Glue the hands to either end of the length of the card, glue the heart or the father to in the centre at the top and the space for a script in the middle below. See the image below.
4. Fold the ends with the hands in so they cover the words and can fold out for a hug.



Shapes for the craft activity



Words for the craft activity

I will always have a place in my
fathers house.

Celebrate!
For what was lost now is found.

LUKE 15:32

Child, you are always with me and
all that is mine is yours.

LUKE 15:31

Celebrate!
For my son was dead but now he is
alive, he was lost but now is found.

LUKE 15:24

Alternatively, you may want to get the children to write their own prayer in that space.