

# Year C - 14th Sunday in Ordinary Time

## Luke 10:1-9

*Bring God's love to others - origami hearts*



Help the children think about sharing God's love with others by making these origami hearts to give away.

### You will need:

- Origami paper or paper cut into square 10 x 10cm in a variety of colours.
- Coloured pens.



### Instructions:

- These can be found on the following page.

### Extend the activity:

- Once the children have learnt how to make a heart get them to write a message from God on the heart that they can share with others (see ideas below).
- Ask the children to make a few of these and share them with different people in their life.



# Origami hearts


## Instructions:





**Step 1) Fold the paper in half diagonally and crease**



**Step 2) Unfold the paper and fold again in half on the opposite side, crease and unfold flat**



**Step 3) Fold the top corner down so the tip is in the centre of the paper**



**Step 4) Fold the opposite corner to meet the centre top of the fold you have just made**



**Step 5) fold the right side in half to meet the centre and then repeat to the opposite side**



**Step 6) Flip over and make a small fold to both tips**



**Step 7) Make a small fold to both of the tips at the side and then flip over**